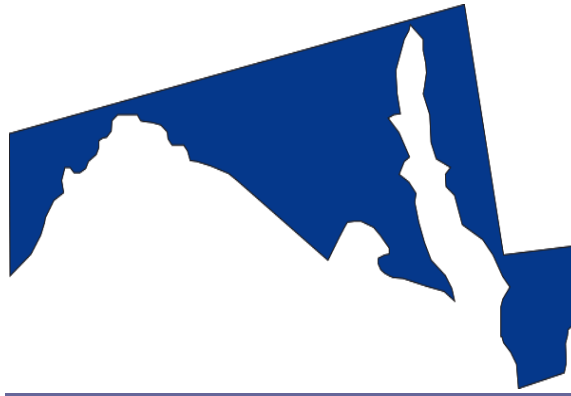




**MASON-DIXON
POLLING & STRATEGY**

WASHINGTON, DC - 202-548-2680
JACKSONVILLE, FL - 904-261-2444

MASON-DIXON® MARYLAND POLL



**SEPTEMBER 2017
2018 GOVERNOR'S RACE**

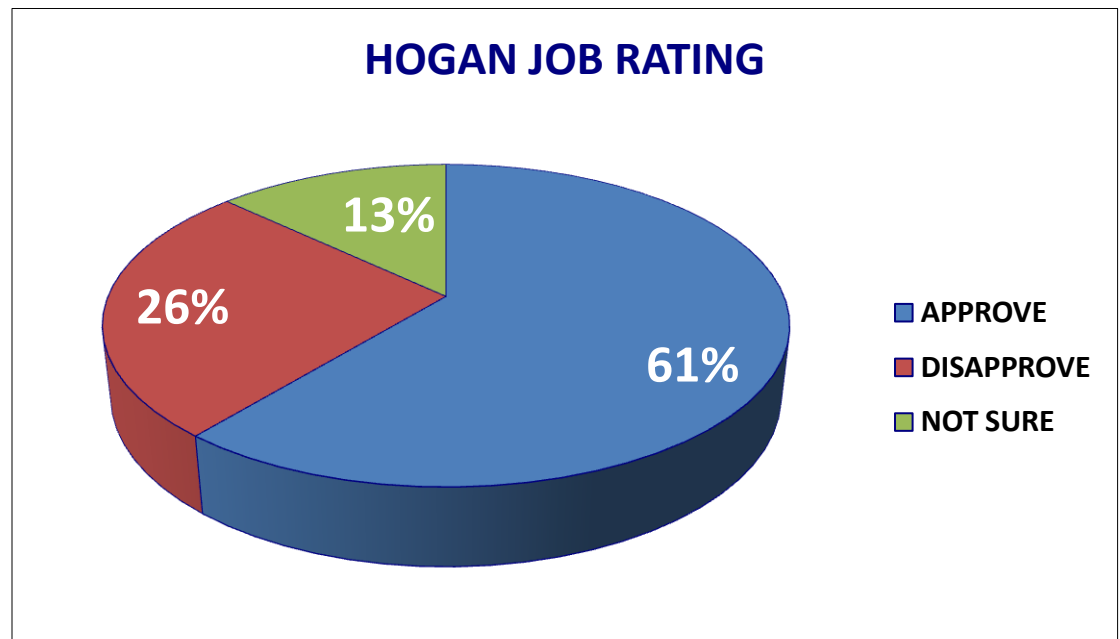
**FOR RELEASE: 6 am. Wednesday, October 4, 2017
© Copyright 2017**

Tracking public opinion in Maryland since 1983

HOGAN POPULAR WITH MARYLAND VOTERS, BUT FACES RE-ELECTION FIGHT IN HEAVILY DEMOCRATIC STATE

A significant majority of Maryland voters like Republican governor Larry Hogan and have a positive opinion about his performance in office. However, despite these typically reliable indicators of an incumbent's political strength, Hogan's party affiliation makes his re-election far from certain.

Statewide, 62% of voters say their personal view of Hogan is "favorable" and 61% "approve" of the job he is doing. His job rating is relatively strong across partisan lines, with 83% of Republicans, 59% of independents and even 49% of Democrats saying they approve of his performance.

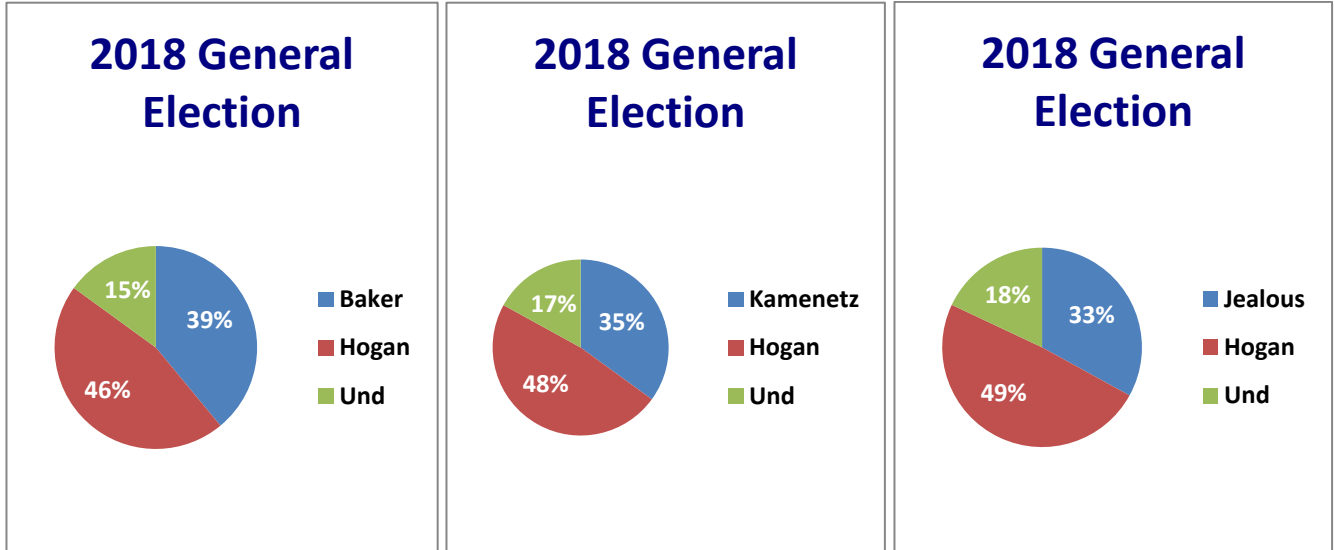


But when matched up against potential Democratic challengers, only one of whom is even recognized by at least half of the state's voters, his support drops below 50% in every match-up. Although about half of Maryland Democrats approve of Hogan's job performance, the percentage of those who say they will actually vote for him is only about 25% on average.

Among the currently announced Democratic candidates, Prince George's County Executive Rushern Baker is clearly the strongest contender. In a match-up among Democrats who regularly vote in party primaries, Baker tops the field with 28%, followed by Baltimore County Executive Kevin Kamenetz at 11% and former NAACP president Ben Jealous getting 10%. The other candidates trail in the low single digits and a significant 46% are undecided.

When matched-up in a general election against Hogan, Baker only trails the incumbent by 7-points (46%-39%). This is significant for two reasons -- 1) Hogan is well below the 50% threshold that is generally considered "safe" for an incumbent seeking re-election and 2) Hogan's seven-point margin pales to the 35% name recognition advantage he currently holds over Baker.

While Hogan holds wider leads over the remaining major Democratic challengers, he still fails to top the 50% mark in any of those match-ups. Statewide. Hogan leads Kamenetz (48%-35%), Jealous (49%-33%) and Richard Madaleno (49%-30%) but pulls less than half the vote despite having far more statewide name recognition.



STATEWIDE NAME RECOGNITION

Do you recognize the name _____?

(IF YES) Do you have a favorable, unfavorable or neutral opinion of _____?

	<u>RECOGNIZE FAVORABLE</u>	<u>RECOGNIZE UNFAVORABLE</u>	<u>RECOGNIZE NEUTRAL</u>	<u>DON'T RECOGNIZE</u>
Larry Hogan	62%	14%	19%	5%
Rushern Baker	23%	11%	26%	40%
Kevin Kamenetz	16%	7%	22%	55%
Ben Jealous	14%	9%	25%	52%
Richard Madaleno	9%	4%	18%	69%
Krishanti Vignarajah	7%	6%	15%	72%

***** 400 REGULAR DEMOCRATIC PRIMARY VOTERS *****

STATEWIDE NAME RECOGNITION

Do you recognize the name _____?
 (IF YES) Do you have a favorable, unfavorable or neutral opinion of _____?

	<u>RECOGNIZE FAVORABLE</u>	<u>RECOGNIZE UNFAVORABLE</u>	<u>RECOGNIZE NEUTRAL</u>	<u>DON'T RECOGNIZE</u>
Rushern Baker	37%	10%	22%	31%
Kevin Kamenetz	23%	9%	21%	47%
Ben Jealous	19%	8%	27%	46%
Richard Madaleno	13%	5%	23%	59%
Krishanti Vignarajah	9%	4%	20%	67%

QUESTION: If the 2018 Democratic primary for governor were held today, which one of the following declared candidates would get your vote: (ORDER ROTATED)

	<u>STATE</u>	<u>MEN</u>	<u>WOMEN</u>	<u>WHITE</u>	<u>BLACK</u>
Rushern Baker	28%	31%	26%	17%	39%
Kevin Kamenetz	11%	15%	8%	15%	6%
Ben Jealous	10%	7%	13%	9%	12%
Richard Madaleno	3%	1%	4%	5%	-
Krishanti Vignarajah	1%	-	2%	2%	-
Alec Ross	1%	1%	1%	2%	-
Jim Shea	-	-	-	-	-
Ralph Jaffe	-	-	-	-	-
Undecided (NOT READ)	46%	45%	46%	50%	43%

QUESTION: If the 2018 general election for governor were held today, for whom would you vote if the candidates were Rushern Baker, the Democrat, and Larry Hogan, the Republican?

	<u>STATE</u>	<u>SEX</u>		<u>PARTY REG</u>			<u>RACE</u>	
		<u>MEN</u>	<u>WOMEN</u>	<u>DEMS</u>	<u>REPS</u>	<u>INDS</u>	<u>WHITE</u>	<u>BLACK</u>
HOGAN	46%	50%	43%	24%	83%	49%	61%	7%
BAKER	39%	36%	41%	62%	3%	30%	25%	75%
UNDECIDED	15%	14%	16%	14%	14%	21%	14%	18%

QUESTION: If the 2018 general election for governor were held today, for whom would you vote if the candidates were Kevin Kamenetz, the Democrat, and Larry Hogan, the Republican?

	<u>STATE</u>	<u>SEX</u>		<u>PARTY REG</u>			<u>RACE</u>	
		<u>MEN</u>	<u>WOMEN</u>	<u>DEMS</u>	<u>REPS</u>	<u>INDS</u>	<u>WHITE</u>	<u>BLACK</u>
HOGAN	48%	52%	45%	27%	85%	51%	63%	10%
KAMENETZ	35%	32%	38%	55%	5%	26%	24%	63%
UNDECIDED	17%	16%	17%	18%	10%	23%	13%	27%

QUESTION: If the 2018 general election for governor were held today, for whom would you vote if the candidates were Ben Jealous, the Democrat, and Larry Hogan, the Republican?

	<u>STATE</u>	<u>SEX</u>		<u>PARTY REG</u>			<u>RACE</u>	
		<u>MEN</u>	<u>WOMEN</u>	<u>DEMS</u>	<u>REPS</u>	<u>INDS</u>	<u>WHITE</u>	<u>BLACK</u>
HOGAN	49%	54%	44%	29%	87%	45%	65%	8%
JEALOUS	33%	29%	37%	51%	2%	29%	19%	70%
UNDECIDED	18%	17%	19%	20%	11%	26%	16%	22%

QUESTION: If the 2018 general election for governor were held today, for whom would you vote if the candidates were Richard Madaleno, the Democrat, and Larry Hogan, the Republican?

	<u>STATE</u>	<u>SEX</u>		<u>PARTY REG</u>			<u>RACE</u>	
		<u>MEN</u>	<u>WOMEN</u>	<u>DEMS</u>	<u>REPS</u>	<u>INDS</u>	<u>WHITE</u>	<u>BLACK</u>
HOGAN	49%	54%	45%	30%	85%	47%	61%	18%
MADALENO	30%	26%	33%	48%	1%	26%	24%	46%
UNDECIDED	21%	20%	22%	22%	14%	27%	15%	36%

QUESTION: Do you approve or disapprove of Larry Hogan's job performance as governor?

	<u>APPROVE</u>	<u>DISAPPROVE</u>	<u>NOT SURE</u>
STATE	61%	26%	13%
<u>REGION</u>	<u>APPROVE</u>	<u>DISAPPROVE</u>	<u>NOT SURE</u>
Eastern Shore/Southern Maryland	75%	17%	8%
Baltimore County	68%	22%	10%
Baltimore City	45%	33%	22%
Central Maryland	66%	20%	14%
Prince George's County	48%	34%	18%
Montgomery County	53%	35%	12%
Western Maryland	69%	22%	9%
<u>SEX</u>	<u>APPROVE</u>	<u>DISAPPROVE</u>	<u>NOT SURE</u>
Men	65%	21%	14%
Women	57%	30%	13%
<u>AGE</u>	<u>APPROVE</u>	<u>DISAPPROVE</u>	<u>NOT SURE</u>
<50	58%	27%	15%
50+	63%	25%	12%
<u>RACE</u>	<u>APPROVE</u>	<u>DISAPPROVE</u>	<u>NOT SURE</u>
White	67%	23%	10%
Black	46%	34%	20%
<u>PARTY REGISTRATION</u>	<u>APPROVE</u>	<u>DISAPPROVE</u>	<u>NOT SURE</u>
Democrat	49%	34%	17%
Republican	83%	10%	7%
Independent	59%	28%	13%

HOW THE POLL WAS CONDUCTED

This poll was conducted by Mason-Dixon Polling & Strategy, Inc. of Washington, DC from September 27 through September 30, 2017. A total of 625 registered Maryland voters were interviewed statewide by telephone. All said they regularly vote in state elections.

Those interviewed were randomly selected from a phone-matched Maryland voter registration list that included both land-line and cell phone numbers. Quotas were assigned to reflect voter turnout by county.

The margin for error, according to standards customarily used by statisticians, is no more than ± 4 percentage points. This means that there is a 95 percent probability that the "true" figure would fall within that range if all voters were surveyed. The margin for error is higher for any subgroup, such as a gender or age grouping.

This poll also included an additional sample of 400 registered Democratic voters who vote regularly in party primary elections. The margin for error on the Democratic primary sample is no more than ± 5 percentage points.

DEMOGRAPHICS

PARTY REGISTRATION:

Democrat	343 (55%)
Republican	195 (31%)
Independent or Other	87 (14%)

AGE:

18-34	101 (16%)
35-49	191 (31%)
50-64	200 (32%)
65+	127 (20%)
Refused	6 (1%)

RACE/ETHNICITY:

White/Caucasian	417 (67%)
Black/African American	161 (26%)
Hispanic/Latino	21 (3%)
Other	15 (2%)
Refused	11 (2%)

SEX:

Male	298 (48%)
Female	327 (52%)

REGION:

Eastern Shore/Southern Maryland	85 (14%)
Baltimore County	90 (14%)
Baltimore City	60 (10%)
Central Maryland	125 (20%)
Prince George's County	90 (14%)
Montgomery County	105 (17%)
Western Maryland	70 (11%)